



**Flexible, light &
cost-effective.
ABIMIG® A T LW.**

COMBI



Rohmaterial



Content

MIG/MAG welding torches

■ Technical data	Page	4
■ “One Welding Torch – three advantages: Flexible, light & cost-effective ...”	Page	5
■ MIG/MAG welding torch system “COMBI”		
ABIMIG® A T 155 LW	Pages	6–7
ABIMIG® A T 255 LW	Pages	8–9
ABIMIG® A T 305 LW	Pages	10–11
ABIMIG® A T 355 LW	Pages	12–13
ABIMIG® A T 405 LW	Pages	14–15

MIG/MAG welding torch system

Technical data



ABIMIG® A T 155 LW

Technical data (EN 60 974-7):

Rating:	190 A CO ₂ 180 A Mixed Gases M21 (DIN EN 439)
Duty cycle:	60%
Wire size:	0.8-1.0 mm



ABIMIG® A T 255 LW

Technical data (EN 60 974-7):

Rating:	240 A CO ₂ 220 A Mixed Gases M21 (DIN EN 439)
Duty cycle:	60%
Wire size:	0.8-1.2 mm



ABIMIG® A T 305 LW

Technical data (EN 60 974-7):

Rating:	290 A CO ₂ 260 A Mixed Gases M21 (DIN EN 439)
Duty cycle:	60%
Wire size:	0.8-1.2 mm



ABIMIG® A T 355 LW

Technical data (EN 60 974-7):

Rating:	340 A CO ₂ 320 A Mixed Gases M21 (DIN EN 439)
Duty cycle:	60%
Wire size:	1.0-1.6 mm



ABIMIG® A T 405 LW

Technical data (EN 60 974-7):

Rating:	400 A CO ₂ 370 A Mixed Gases M21 (DIN EN 439)
Duty cycle:	60%
Wire size:	1.0-1.6 mm (2.0-2.4 mm on demand)

One Welding Torch – three advantages: Flexible, light & cost-effective ...



Welding professionals do some of the most physically demanding jobs in the metalworking sector.

Welders have to constantly adapt their posture to enable effective access to the work at hand, whilst simultaneously keeping a concentrated eye on the welding arc, at all times.

This heavy physical strain can lead to bone and joint illnesses and potentially chronic damage.

For this reason, every welder would like to work with a robust welding torch, yet one that is both **light** and **powerful** and where possible is equipped with a torchneck that has been optimised for the job.

Impossible? Not now!

The new air-cooled welding torch series ABIMIG® A T LW makes these wishes come true!

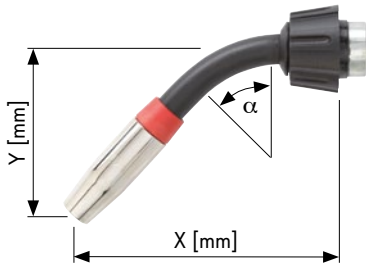
The "T" interface system allows the use of torch necks whose geometry and alignment are matched as close as possible to the actual welding job.

Arguments that speak for themselves:

- **Flexibility:** Numerous torch neck geometries – for optimum accessibility in all welding positions
- **Light weight:** Up to 50 % lighter than comparable standard torches and with a handle design which, when combined with the rotatable torch neck, enables reduced welder fatigue
- **Cost-effectiveness,** robustness and durability that bear comparison with the best on offer from the competition
- Whether for industrial or workshop applications – the ABIMIG® A T always provides the ideal customised tool

MIG/MAG welding torch system "COMBI"


ABIMIG® A T 155 LW



1. COMBI neck ABIMIG® A T

Complete torch neck equipped with contact tip E-Cu, gas nozzle threaded, neck liner

Description	Geometry	Gas nozzle	For wire size	Part-No.
COMBI neck A T 155K T	45° / X=105 / Y=55	NW 12	Ø 0.8 mm	006.0131.1
COMBI neck A T 155 T	45° / X=125 / Y=70	NW 12	Ø 0.8 mm	006.0132.1
COMBI neck A T 155K T8 FLEX	X=230	NW 12	Ø 0.8 mm	006.0133.1



2. COMBI basic torch ABIMIG® A T

with KZ-2 Euro central connection and liner

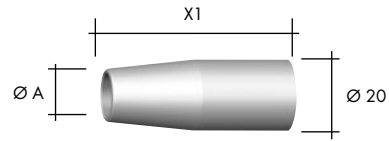
Description	Length	Push-button	For wire size	Part-No.
ABIMIG® A TG 155 LW	3.0 m	long	Ø 0.8 mm	006.D841.1
ABIMIG® A TG 155 LW	4.0 m	long	Ø 0.8 mm	006.D842.1
ABIMIG® A TG 155 LW	5.0 m	long	Ø 0.8 mm	006.D843.1
ABIMIG® A TG 155 LW	3.0 m	short	Ø 0.8 mm	006.0145.1
ABIMIG® A TG 155 LW	4.0 m	short	Ø 0.8 mm	006.0146.1
ABIMIG® A TG 155 LW	5.0 m	short	Ø 0.8 mm	006.0147.1

Explanation:

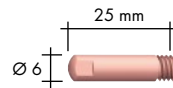
A TG	A = air cooled T = turnable (endless) G = basic torch	NW	Nominal diameter gas nozzle
BIKOX®	BINZEL®-Koaxial cable	T	Torch neck endless turnable without metal conduit
FLEX	Flexible torch neck	T8M	T8 = torch neck aligned in 8 positions M = metal conduit
LW	Low weight, BIKOX®, reduced weight	TM	T = torch neck endless turnable M = metal conduit

MIG/MAG welding torch system "COMBI"

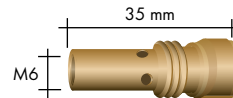
Wear parts ABIMIG® A T 155 LW



Gas nozzle (5 pcs.)		Ø A	X1	
Cylindrical		Ø 17	52 mm	145.D003
Conical		Ø 12	52 mm	145.D001 ¹
Conical		Ø 12	54 mm	145.D004



Contact tip (10 pcs.)			M6	
E-Cu	Ø 0.8			140.0059 ¹
	Ø 1.0			140.0253
E-Cu for Al	Ø 0.8			141.0002
	Ø 1.0			141.0007
CuCrZr	Ø 0.8			140.0062
	Ø 1.0			140.0256



Contact tip holder (5 pcs.)			
			006.D719.5 ¹



Adapter piece (5 pcs.)		
		767.D607.5 ¹



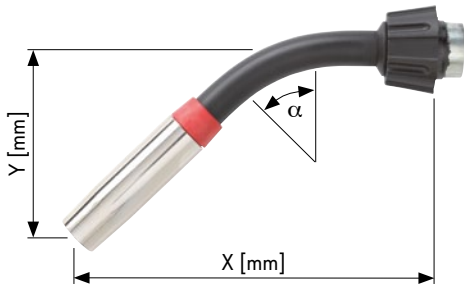
Torch neck liner for T-torches			
Standard	Ø 0.8		122.D037 ¹
	Ø 1.0		122.D038
Brass for Al	Ø 0.8		122.D040
	Ø 1.0		122.D040

Liner		for 3 m	for 4 m	for 5 m
		Liner	Ø 0.8 124.0011 ¹	124.0012 ¹
		Ø 1.0 124.0026	124.0031	124.0035
PTFE liner	Ø 0.8	126.0005	126.0008	126.0011
	Ø 1.0	126.0021	126.0026	126.0028
Carbon	Ø 0.8	127.0002	127.0003	127.0004
	Ø 1.0	127.0005	127.0007	127.0008

¹ Included in the standard equipment for complete torches ABIMIG® A T 155 LW.

MIG/MAG welding torch system "COMBI"


ABIMIG® A T 255 LW



1. COMBI neck ABIMIG® A T

Complete torch neck equipped with contact tip E-Cu, gas nozzle threaded, neck liner

Description	Geometry	Gas nozzle	For wire size	Part-No.
COMBI neck A T 255K T	45° / X=125 / Y=75	NW 16	Ø 1.0 mm	004.0639.1
COMBI neck A T 255K T8	45° / X=125 / Y=75	NW 16	Ø 1.0 mm	004.0633.1
COMBI neck A T 255K TM	45° / X=125 / Y=75	NW 16	Ø 1.0 mm	004.0638.1
COMBI neck A T 255 T	45° / X=160 / Y=85	NW 16	Ø 1.0 mm	004.0641.1
COMBI neck A T 255 T8	45° / X=160 / Y=85	NW 16	Ø 1.0 mm	004.0628.1
COMBI neck A T 255 TM	45° / X=160 / Y=85	NW 16	Ø 1.0 mm	004.0640.1
COMBI neck A T 255 T	60° / X=135 / Y=105	NW 16	Ø 1.0 mm	004.0643.1
COMBI neck A T 255 TM	60° / X=135 / Y=105	NW 16	Ø 1.0 mm	004.0642.1
COMBI neck A T 255L T	45° / X=185 / Y=95	NW 16	Ø 1.0 mm	004.0645.1
COMBI neck A T 255L TM	45° / X=185 / Y=95	NW 16	Ø 1.0 mm	004.0644.1
COMBI neck A T 255 T8 FLEX	X=250	NW 16	Ø 1.0 mm	004.0646.1



2. COMBI basic torch ABIMIG® A T

with KZ-2 Euro central connection and liner

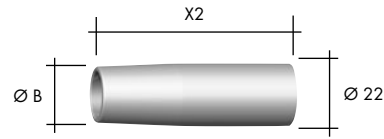
Description	Length	Push-button	For wire size	Part-No.
ABIMIG® A TG 255 LW	3.0 m	long	Ø 1.0 mm	004.D894.1
ABIMIG® A TG 255 LW	4.0 m	long	Ø 1.0 mm	004.D895.1
ABIMIG® A TG 255 LW	5.0 m	long	Ø 1.0 mm	004.D896.1
ABIMIG® A TG 255 LW	3.0 m	short	Ø 1.0 mm	004.0658.1
ABIMIG® A TG 255 LW	4.0 m	short	Ø 1.0 mm	004.0659.1
ABIMIG® A TG 255 LW	5.0 m	short	Ø 1.0 mm	004.0660.1

Explanation:

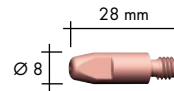
A TG	A = air cooled T = turnable (endless)	NW	Nominal diameter gas nozzle
G	= basic torch	T	Torch neck endless turnable without metal conduit
BIKOX®	BINZEL®-Koaxial cable	T8M	T8 = torch neck aligned in 8 positions M = metal conduit
FLEX	Flexible torch neck	TM	T = torch neck endless turnable M = metal conduit
LW	Low weight, BIKOX®, reduced weight		

MIG/MAG welding torch system "COMBI"

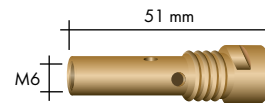
Wear parts ABIMIG® A T 255 LW



Gas nozzle (5 pcs.)		Ø B	X2	
Cylindrical		Ø 18	69 mm	145.D014
Conical		Ø 16	70 mm	145.D011 ¹
Conical		Ø 14	67 mm	145.D012



Contact tip (10 pcs.)			M6	
E-Cu	Ø 0.8		140.0051	
	Ø 1.0		140.0242 ¹	
	Ø 1.2		140.0379	
E-Cu for Al	Ø 0.8		141.0001	
	Ø 1.0		141.0006	
	Ø 1.2		141.0010	
CuCrZr	Ø 0.8		140.0054	
	Ø 1.0		140.0245	
	Ø 1.2		140.0382	



Contact tip holder (5 pcs.)			
			004.D624.5 ¹



Adapter piece (5 pcs.)			
			767.D637.5 ¹



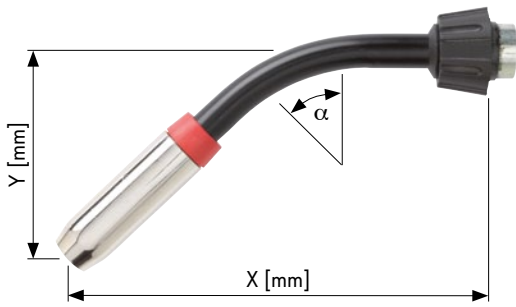
Torch neck liner for T-torches			
Standard	Ø 0.8		122.D037
	Ø 1.0		122.D038 ¹
	Ø 1.2		122.D038
Brass for Al	Ø 0.8		122.D040
	Ø 1.0		122.D041
	Ø 1.2		122.D041

Liner		for 3 m	for 4 m	for 5 m	
		Liner	Ø 0.8	124.0011	124.0012
		Ø 1.0	124.0026 ¹	124.0031 ¹	124.0035 ¹
		Ø 1.2	124.0026	124.0031	124.0035
PTFE liner	Ø 0.8	126.0005	126.0008	126.0011	
	Ø 1.0	126.0021	126.0026	126.0028	
	Ø 1.2	126.0021	126.0026	126.0028	
Carbon	Ø 0.8	127.0002	127.0003	127.0004	
	PTFE liner	Ø 1.0	127.0005	127.0007	127.0008
		Ø 1.2	127.0005	127.0007	127.0008

¹ Included in the standard equipment for complete torches ABIMIG® A T 255 LW.

MIG/MAG welding torch system "COMBI"

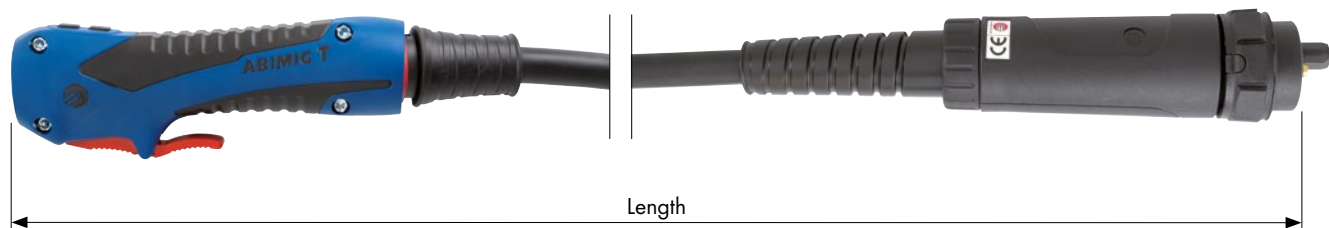
ABIMIG® A T 305 LW



1. COMBI neck ABIMIG® A T

Complete torch neck equipped with contact tip E-Cu, gas nozzle threaded, neck liner

Description	Geometry	Gas nozzle	For wire size	Part-No.
COMBI neck A T 305K TM	45° / X=135 / Y=75	NW 18	Ø 1.2 mm	014.0467.1
COMBI neck A T 305K T8M	45° / X=135 / Y=75	NW 18	Ø 1.2 mm	014.0468.1
COMBI neck A T 305/355K TM	45° / X=160 / Y=85	NW 18	Ø 1.2 mm	014.0469.1
COMBI neck A T 305/355K T8M	45° / X=160 / Y=85	NW 18	Ø 1.2 mm	014.0470.1
COMBI neck A T 305/355 TM	45° / X=185 / Y=95	NW 18	Ø 1.2 mm	014.0473.1
COMBI neck A T 305/355 T8M	45° / X=185 / Y=95	NW 18	Ø 1.2 mm	014.0474.1
COMBI neck A T 305/355 TM	60° / X=165 / Y=110	NW 18	Ø 1.2 mm	014.0471.1
COMBI neck A T 305/355 T8M	60° / X=165 / Y=110	NW 18	Ø 1.2 mm	014.0472.1
COMBI neck A T 355XL TM	45° / X=350 / Y=95	NW 18	Ø 1.2 mm	014.0475.1
COMBI neck A T 355XL T8M	45° / X=350 / Y=95	NW 18	Ø 1.2 mm	014.0476.1
COMBI neck A T 355XXL TM	45° / X=500 / Y=95	NW 18	Ø 1.2 mm	014.0477.1
COMBI neck A T 355XXL T8M	45° / X=500 / Y=95	NW 18	Ø 1.2 mm	014.0478.1
COMBI neck A T 305 T8 FLEX	X=260	NW 18	Ø 1.2 mm	018.0191.1
COMBI neck A T 305 T8 FLEX	X=350	NW 18	Ø 1.2 mm	018.0198.1
COMBI neck A T 305 T8 FLEX	X=500	NW 18	Ø 1.2 mm	018.0199.1



2. COMBI basic torch ABIMIG® A T

with KZ-2 Euro central connection and liner

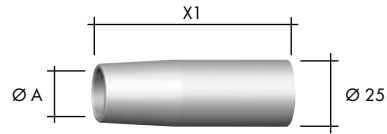
Description	Length	Push-button	For wire size	Part-No.
ABIMIG® A TG 305 LW	3.0 m	long	Ø 1.2 mm	018.D978.1
ABIMIG® A TG 305 LW	4.0 m	long	Ø 1.2 mm	018.D979.1
ABIMIG® A TG 305 LW	5.0 m	long	Ø 1.2 mm	018.D980.1
ABIMIG® A TG 305 LW	3.0 m	short	Ø 1.2 mm	018.0200.1
ABIMIG® A TG 305 LW	4.0 m	short	Ø 1.2 mm	018.0201.1
ABIMIG® A TG 305 LW	5.0 m	short	Ø 1.2 mm	018.0202.1

Explanation:

A TG	A = air cooled	NW	Nominal diameter gas nozzle
	T = turnable (endless)	T	Torch neck endless turnable without metal conduit
	G = basic torch	T8M	T8 = torch neck aligned in 8 positions
BIKOX®	BINZEL®-Koaxial cable	M	M = metal conduit
FLEX	Flexible torch neck	TM	T = torch neck endless turnable
LW	Low weight, BIKOX®, reduced weight	M	M = metal conduit

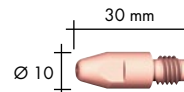
MIG/MAG welding torch system "COMBI"

Wear parts ABIMIG® A T 305 LW



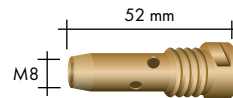
Gas nozzle (5 pcs.)

	Ø A	X1	
Cylindrical	Ø 21	71 mm	145.D024
Conical	Ø 18	72 mm	145.D021 ¹
Conical	Ø 16	69 mm	145.D022



Contact tip (10 pcs.)

E-Cu	Ø 0.8		140.0114
	Ø 1.0		140.0313
	Ø 1.2		140.0442
E-Cu for Al	Ø 0.8		141.0003
	Ø 1.0		141.0008
	Ø 1.2		141.0015
CuCrZr	Ø 0.8		140.0117
	Ø 1.0		140.0316
	Ø 1.2		140.0445 ¹



Contact tip holder (5 pcs.)

M8	014.D745.5 ¹
----	-------------------------



Adapter piece (5 pcs.)

	767.D668.5 ¹
--	-------------------------



Torch neck liner for T-torches

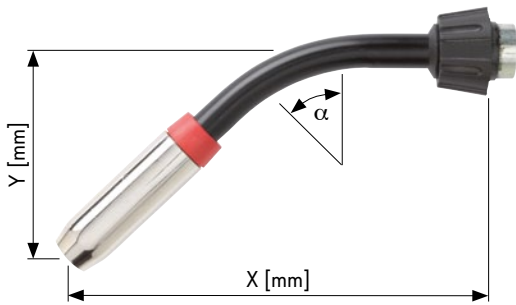
Standard	Ø 0.8		122.D037
	Ø 1.0-1.2		122.D038 ¹
Brass for Al	Ø 1.0		122.D040
	Ø 1.0-1.2		122.D041

Liner		for 3 m		for 4 m		for 5 m	
Liner	0.8	124.0011	124.0012	124.0012	124.0015		
	1.0	124.0026	124.0031	124.0031	124.0035		
	1.2	124.0026 ¹	124.0031 ¹	124.0031 ¹	124.0035 ¹		
PTFE liner	0.8	126.0005	126.0008	126.0008	126.0011		
	1.0	126.0021	126.0026	126.0026	126.0028		
	1.2	126.0021	126.0026	126.0026	126.0028		
Carbon	0.8	127.0002	127.0003	127.0003	127.0004		
	1.0	127.0005	127.0007	127.0007	127.0008		
PTFE liner	1.0	127.0005	127.0007	127.0007	127.0008		
	1.2	127.0005	127.0007	127.0007	127.0008		

¹ Included in the standard equipment for complete torches ABIMIG® A T 305 LW.

MIG/MAG welding torch system "COMBI"

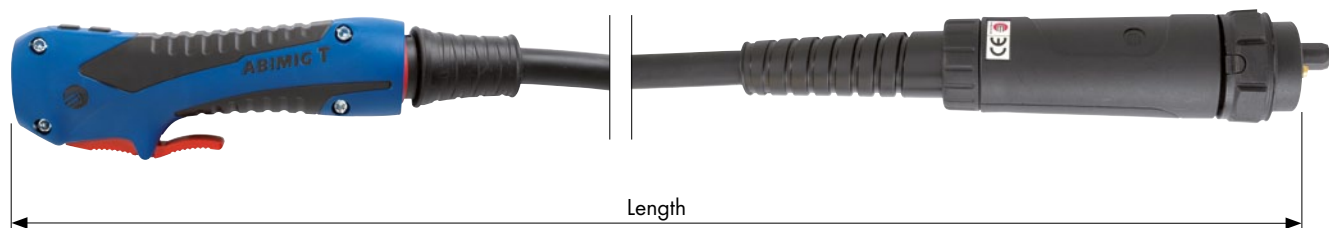
ABIMIG® A T 355 LW



1. COMBI neck ABIMIG® A T

Complete torch neck equipped with contact tip E-Cu, gas nozzle threaded, neck liner

Description	Geometry	Gas nozzle	For wire size	Part-No.
COMBI neck A T 305K TM	45° / X=135 / Y=75	NW 18	Ø 1.2 mm	014.0467.1
COMBI neck A T 305K T8M	45° / X=135 / Y=75	NW 18	Ø 1.2 mm	014.0468.1
COMBI neck A T 305/355K TM	45° / X=160 / Y=85	NW 18	Ø 1.2 mm	014.0469.1
COMBI neck A T 305/355K T8M	45° / X=160 / Y=85	NW 18	Ø 1.2 mm	014.0470.1
COMBI neck A T 305/355 TM	45° / X=185 / Y=95	NW 18	Ø 1.2 mm	014.0473.1
COMBI neck A T 305/355 T8M	45° / X=185 / Y=95	NW 18	Ø 1.2 mm	014.0474.1
COMBI neck A T 305/355 TM	60° / X=165 / Y=110	NW 18	Ø 1.2 mm	014.0471.1
COMBI neck A T 305/355 T8M	60° / X=165 / Y=110	NW 18	Ø 1.2 mm	014.0472.1
COMBI neck A T 355XL TM	45° / X=350 / Y=95	NW 18	Ø 1.2 mm	014.0475.1
COMBI neck A T 355XL T8M	45° / X=350 / Y=95	NW 18	Ø 1.2 mm	014.0476.1
COMBI neck A T 355XXL TM	45° / X=500 / Y=95	NW 18	Ø 1.2 mm	014.0477.1
COMBI neck A T 355XXL T8M	45° / X=500 / Y=95	NW 18	Ø 1.2 mm	014.0478.1



2. COMBI basic torch ABIMIG® A T

with KZ-2 Euro central connection and liner

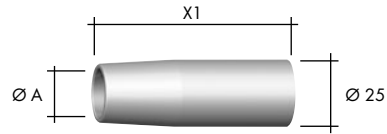
Description	Length	Push-button	For wire size	Part-No.
ABIMIG® A TG 355 LW	3.0 m	long	Ø 1.2 mm	014.H544.1
ABIMIG® A TG 355 LW	4.0 m	long	Ø 1.2 mm	014.H545.1
ABIMIG® A TG 355 LW	5.0 m	long	Ø 1.2 mm	014.H546.1
ABIMIG® A TG 355 LW	3.0 m	short	Ø 1.2 mm	014.0498.1
ABIMIG® A TG 355 LW	4.0 m	short	Ø 1.2 mm	014.0499.1
ABIMIG® A TG 355 LW	5.0 m	short	Ø 1.2 mm	014.0500.1

Explanation:

A TG	A = air cooled T = turnable (endless) G = basic torch	NW	Nominal diameter gas nozzle
BIKOX®	BINZEL®-Koaxial cable	T	Torch neck endless turnable without metal conduit
FLEX	Flexible torch neck	T8M	T8 = torch neck aligned in 8 positions M = metal conduit
LW	Low weight, BIKOX®, reduced weight	TM	T = torch neck endless turnable M = metal conduit

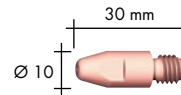
MIG/MAG welding torch system "COMBI"

Wear parts ABIMIG® A T 355 LW



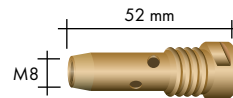
Gas nozzle (5 pcs.)

	Ø A	X1	
Cylindrical	Ø 21	71 mm	145.D024
Conical	Ø 18	72 mm	145.D021 ¹
Conical	Ø 16	69 mm	145.D022



Contact tip (10 pcs.)

E-Cu	Ø 1.0		140.0313
	Ø 1.2		140.0442
	Ø 1.6		140.0587
E-Cu for Al	Ø 1.0		141.0008
	Ø 1.2		141.0015
	Ø 1.6		141.0022
CuCrZr	Ø 1.0		140.0316
	Ø 1.2		140.0445 ¹
	Ø 1.6		140.0590



Contact tip holder (5 pcs.)

M8	014.D745.5 ¹
----	-------------------------



Adapter piece (5 pcs.)

	767.D668.5 ¹
--	-------------------------



Torch neck liner for T-torches

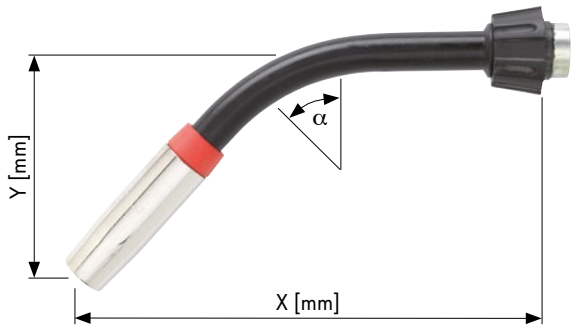
Standard	Ø 1.0-1.2		122.D038 ¹
	Ø 1.6		122.D045
Brass for Al	Ø 1.0		122.D040
	Ø 1.0-1.2		122.D041

Liner	for 3 m				for 4 m				for 5 m			
	1.0	1.2	1.6		1.0	1.2	1.6		1.0	1.2	1.6	
Standard	1.0	1.2	1.6		1.0	1.2	1.6		1.0	1.2	1.6	
				124.0026				124.0031				124.0035
				124.0026 ¹				124.0031 ¹				124.0035 ¹
PTFE liner	1.0	1.2	1.6		1.0	1.2	1.6		1.0	1.2	1.6	
				124.0041				124.0042				124.0044
				124.0041				124.0042				124.0044
Carbon	1.0	1.2	1.6		1.0	1.2	1.6		1.0	1.2	1.6	
				126.0021				126.0026				126.0028
				126.0021				126.0026				126.0028
PTFE liner	1.0	1.2	1.6		1.0	1.2	1.6		1.0	1.2	1.6	
				126.0039				126.0042				126.0045
				126.0039				126.0042				126.0045
Carbon	1.0	1.2	1.6		1.0	1.2	1.6		1.0	1.2	1.6	
				127.0005				127.0007				127.0008
				127.0005				127.0007				127.0008
PTFE liner	1.0	1.2	1.6		1.0	1.2	1.6		1.0	1.2	1.6	
				127.0010				127.0012				127.0013
				127.0010				127.0012				127.0013

¹ Included in the standard equipment for complete torches ABIMIG® A T 355 LW.

MIG/MAG welding torch system "COMBI"

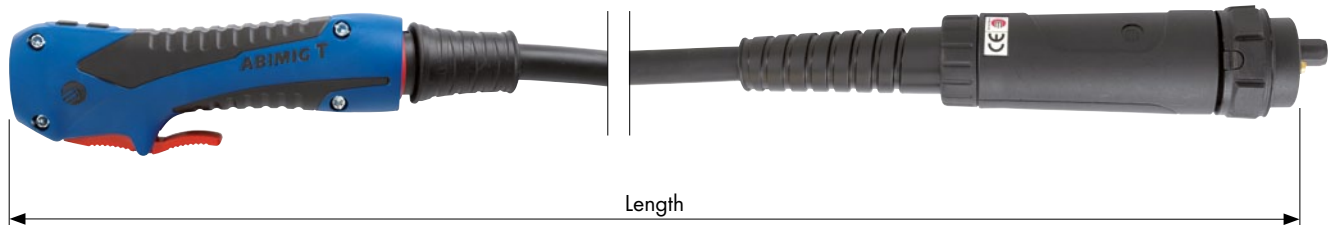
ABIMIG® A T 405 LW



1. COMBI neck ABIMIG® A T

Complete torch neck equipped with contact tip E-Cu, gas nozzle threaded, neck liner

Description	Geometry	Gas nozzle	For wire size	Part-No.
COMBI neck A T 405K T8M	45° / X=185 / Y=95	NW 18	Ø 1.6 mm	015.0088.1
COMBI neck A T 405 T8M	45° / X=210 / Y=95	NW 18	Ø 1.6 mm	015.0089.1



2. COMBI basic torch ABIMIG® A T

with KZ-2 Euro central connection and liner

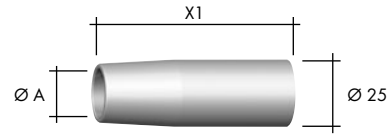
Description	Length	Push-button	For wire size	Part-No.
ABIMIG® A TG 405 LW	3.0 m	long	Ø 1.6 mm	015.D114.1
ABIMIG® A TG 405 LW	4.0 m	long	Ø 1.6 mm	015.D115.1
ABIMIG® A TG 405 LW	5.0 m	long	Ø 1.6 mm	015.D116.1
ABIMIG® A TG 405 LW	3.0 m	short	Ø 1.6 mm	015.0094.1
ABIMIG® A TG 405 LW	4.0 m	short	Ø 1.6 mm	015.0095.1
ABIMIG® A TG 405 LW	5.0 m	short	Ø 1.6 mm	015.0096.1

Explanation:

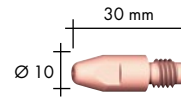
A TG	A = air cooled T = turnable (endless) G = basic torch	NW	Nominal diameter gas nozzle
BIKOX®	BINZEL®-Koaxial cable	T	Torch neck endless turnable without metal conduit
FLEX	Flexible torch neck	T8M	T8 = torch neck aligned in 8 positions M = metal conduit
LW	Low weight, BIKOX®, reduced weight	TM	T = torch neck endless turnable M = metal conduit

MIG/MAG welding torch system "COMBI"

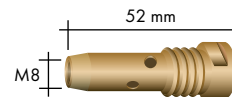
Wear parts ABIMIG® A T 405 LW



Gas nozzle (5 pcs.)		Ø A	X1	
Cylindrical		Ø 21	71 mm	145.D024
Conical		Ø 18	72 mm	145.D021 ¹
Conical		Ø 16	69 mm	145.D022



Contact tip (10 pcs.)			M8	
E-Cu	Ø 1.0			140.0313
	Ø 1.2			140.0442
	Ø 1.6			140.0587
E-Cu for Al	Ø 1.0			141.0008
	Ø 1.2			141.0015
	Ø 1.6			141.0022
CuCrZr	Ø 1.0			140.0316
	Ø 1.2			140.0445
	Ø 1.6			140.0590 ¹



Contact tip holder (5 pcs.)			
M8			014.D745.5 ¹



Adapter piece (5 pcs.)			
			015.D080.5 ¹



Torch neck liner for T-torches			
Standard	Ø 1.0-1.2		122.D077
	Ø 1.6		122.D078 ¹
Brass for Al	Ø 1.0		122.D040
	Ø 1.0-1.2		122.D041

Liner	for 3 m				for 4 m				for 5 m			
	Liner	1.0	124.D113	124.D114	124.D115	1.0	124.D113	124.D114	124.D115	1.0	124.D113	124.D114
	1.2	124.D113	124.D114	124.D115	1.2	124.D113	124.D114	124.D115	1.2	124.D113	124.D114	124.D115
	1.6	124.D116 ¹	124.D117 ¹	124.D118 ¹	1.6	124.D116 ¹	124.D117 ¹	124.D118 ¹	1.6	124.D116 ¹	124.D117 ¹	124.D118 ¹

Liner for aluminium and special wires as well as liner for other diameters on demand.

¹ Included in the standard equipment for complete torches ABIMIG® A T 405 LW.



Alexander Binzel Schweisstechnik GmbH & Co. KG
P.O. Box 10 01 53 · D-35331 Giessen
Phone: +49 (0) 64 08 / 59-0
Fax: +49 (0) 64 08 / 59-191
Email: info@binzel-abicor.com

www.binzel-abicor.com